



EPD Transparency Summary

COMPANY NAME

PRODUCT NAME

PRODUCT DESCRIPTION

PRODUCT CATEGORY RULE
(PCR)+ VERSION

CERTIFICATION PERIOD

DECLARATION NUMBER

PLACE
HI RESOLUTION
IMAGE
HERE

EPD TYPE



PRODUCT SPECIFIC



INDUSTRY AVERAGE

DECLARED/
FUNCTIONAL UNIT

GREEN BUILDING QUALIFICATIONS

LEED v4 Building Product Disclosure and
Optimization - EPDs, Option 1
ASHRAE 189.1 Material Compliance

IgCC Material Compliance
Green Globes 3.5.1.2.1
NAHB Material Selection








REFERENCE SERVICE LIFE (IF APPLICABLE)

LCA SOFTWARE + VERSION

IMPACT ASSESSMENT METHOD + VERSION

LIFECYCLE IMPACT CATEGORIES

The environmental impacts listed below were assessed through the product's production phase (cradle to gate impacts).

| | ATMOSPHERE | | | WATER | | EARTH | |
|-------|---|--|--|---|--|---|--|
| |  |  |  |  |  |  |  |
| | Global Warming Potential refers to long-term changes in global weather patterns that are caused by increased concentrations of greenhouse gases in the atmosphere. | Ozone Depletion Potential is the destruction of the stratospheric ozone layer, which shields the earth from ultraviolet radiation that's harmful to life, caused by human-made air pollution. | Photochemical Ozone Creation Potential happens when sunlight reacts with hydrocarbons, nitrogen oxides, and volatile organic compounds, to produce air pollution known as smog. | Acidification Potential is the result of human-made emissions and refers to the decrease in pH and increase in acidity of oceans, lakes, rivers, and streams – polluting groundwater and harming aquatic life. | Eutrophication Potential occurs when excessive nutrients cause increased algae growth in lakes, blocking the underwater penetration of sunlight needed to produce oxygen and resulting in the loss of aquatic life. | Depletion of Abiotic Resources (Elements) refers to the reduction of available non-renewable resources, such as metals, that are found on the periodic table of elements, due to human activity. | Depletion of Abiotic Resources (Fossil Fuels) refers to the decreasing availability of non-renewable carbon-based compounds, such as oil and coal, due to human activity. |
| TRACI | kg CO ₂ -Equiv. | kg CFC 11-Equiv. | kg O ₃ -Equiv. | kg SO ₂ -Equiv. | kg N-Equiv. | kg Sb-Equiv. | MJ |
| CML | kg CO ₂ -Equiv. | kg R11-Equiv. | kg Ethene-Equiv. | kg SO ₂ -Equiv. | kg PO ₄ -Equiv. | kg Sb-Equiv. | MJ |



Environment

© 2018 UL Environment



MATERIAL CONTENT

Material content measured to 1%.

| COMPONENT | MATERIAL | AVAILABILITY | MASS% | ORIGIN |
|-----------|----------|--------------|-------|--------|
| | | | | |
| | | | | |
| | | | | |
| | | | | |
| | | | | |
| | | | | |
| | | | | |
| | | | | |

ADDITIONAL ENVIRONMENTAL INFORMATION

| | |
|--------------------------------|---|
| PRE-CONSUMER RECYCLED CONTENT | % |
| POST-CONSUMER RECYCLED CONTENT | % |
| VOC EMISSIONS | |
| WATER CONSUMPTION | |

RECYCLING OR REUSE

ENERGY

| | | |
|----------------------|---|----|
| RENEWABLE ENERGY | % | MJ |
| NON-RENEWABLE ENERGY | % | MJ |

STANDARDS

CERTIFICATIONS

MANUFACTURER CONTACT INFO

| | |
|---------|--|
| NAME | |
| PHONE | |
| EMAIL | |
| WEBSITE | |

| | |
|--|--|
| | |
| | |
| | |